



2015

NATURAL WOOD FINISHES



COLOUR & PROTECTION FOR THE INTERIOR





WOOD, DURABLE AND STABLE. A tree grows into a solid quality over 100 years. Osmo has gathered experience working with wood during its 100 years as a company, the correct handling, processing and long-term protection of wood as a natural construction material has always been our utmost priority.

COLOUR THAT PROTECTS. Only a finish that fits the needs of wood can retain the natural beauty and durability of this material in the long term. Osmo, as a pioneer in this field, developed its microporous, natural oil and wax-based wood finishes over 40 years ago to achieve exactly these goals.

WOOD MEETS COLOUR

THE CONNECTION. Our passion for wood and wood finishes at Osmo flows into constant product research and development. Up to now Osmo is still the only company which completes its value-adding chain with internally developed and produced wood finishes.

Wood and colour from one company – a combination which you can rely on.

THIS IS OSMO



NATURALLY OSMO. BECAUSE
EXPERIENCE IS KNOWLEDGE.

ENDURING BEAUTY THANKS TO OILS AND WAXES

Wood is a natural material. Its cell structure, similar to our skin, can take on and release moisture; it breathes. To ensure that this exchange is not prevented, we have created finishes perfectly suited for the characteristics of wood.

Osmo natural wood finishes are based on oils and waxes. Oil penetrates into the wood surface, protecting the wood from deep within. Waxes form an elastic, microporous surface which protect the wood from external influences. The wood remains naturally beautiful, protected and durable.

NATURAL: HEALTHY LIVING

Good for people and good for wood: Sunflower, soya, linseed and thistle oils are the basis for our wood finishes. Our natural waxes are classified as food safe; our pigments do not contain any harmful heavy metals. Disaromatised white spirit ensures that the finishes are easy to spread.

HIGH COVERAGE: EASY SAVINGS

Osmo finishes have an unusually high amount of pigments and oils. Thus, they have a much better coverage than more conventional finishes, and they leave a stunning surface finish after just one or two coats, without the need for a primer or base coat. The result: with just one can of Osmo you can achieve nearly double the square metre coverage of an ordinary finishing system. That saves you time and money.

QUICK: NO NEED FOR SANDING

Forget about time-consuming, tiring sanding. Osmo natural wood finishes can be easily renovated at any time without the need for sanding. Plus, you do not even have to apply the finish to the whole area.

Osmo natural wood finishes – You will notice the difference.

FLOORING



POLYX®-OIL
ORIGINAL
(Page 9)



POLYX®-OIL
**ANTI-SLIP /
ANTI-SLIP
EXTRA** (Page 9)



POLYX®-OIL
RAPID
(Page 11)



POLYX®-OIL
2K PURE
(Page 12)



POLYX®-OIL
**EFFECT
NATURAL**
(Page 13)



POLYX®-OIL
TINTS
(Page 14)



POLYX®-OIL
**EFFECT
SILVER/GOLD**
(Page 15)



OIL STAIN
(Page 17)



WOOD WAX
FINISH
(Page 18-21)



WOOD WAX
FINISH CLEAR
EXTRA THIN
(Page 25)

FURNITURE / WALLS / CEILINGS



POLYX®-OIL
**EFFECT
SILVER/GOLD**
(Page 15)



WOOD WAX
FINISH
(Page 18-21)



INTERIOR WAX
(Page 22)



UVIWAX® UV-
PROTECTION
(Page 23)



SPRAY
WAX
(Page 24)



WOOD WAX
FINISH CLEAR
EXTRA THIN
(Page 25)



TOPOIL
(Page 26)



WOOD
PROTECTOR
(Page 27)

CARE



MAINTENANCE OIL
(Page 30)



LIQUID WAX CLEANER
(Page 29)



INTENSIVE CLEANER
(Page 29)



WASH AND CARE
(Page 29)



SPRAY-MOP
(Page 29)



OPTI-SET
(Page 29)



MAINTENANCE KIT FOR FLOORS
(Page 29)

TOOLS / ACCESSORIES



WOOD PUTTY
(Page 31)



WOOD FILLER
(Page 31)



EASY CLEAN
(Page 29)

BRUSH CLEANER AND THINNER
(Page 31)



NATURAL BRISTLE BRUSH
(Page 30)



NATURAL BRISTLE BRUSH AQUA
(Page 30)



FLOOR ROLLER SET
(Page 31)



ROLLER AND BRUSH SET
(Page 31)



FLOOR BRUSH
(Page 30)



TELESCOPIC HANDLE
(Page 30)



FLOORXCENTER
(Page 31)



DECKING AND FLOORING CLEANER (Page 31)



POYX®-OIL ANTI-SLIP:

A special product for treating wood flooring finishes which reduces the risk of slipping.

POLYX®-OIL ORIGINAL

Perfectly designed for the needs of wooden flooring – for an easy-to-clean and aesthetic surface!

- > Clear, for the interior
- > Highly recommended for solid wood and plankwood flooring, blockstrip, OSB and cork floors; also well suited for furniture and edge-glued panels
- > Polyx®-Oil Original intensifies the colour of wood whilst increasing the durability, it is water and dirt-repellent, and extremely hard-wearing.
- > Number of coats: 2 coats on raw wood. For renovation, normally 1 coat applied to a clean and dry surface suffices – no sanding necessary!
- > Can sizes: 0.375l; 0.75l; 2.50l; 10l; 25l
- > 1 liter covers approx. 24 m² with 1 coat.

Also available with SOLAS certificate for shipbuilding upon request.



Apply with:



3011 Clear Glossy



3032 Clear Satin



3065 Clear Semi-matt



3062 Clear Matt

POLYX®-OIL ANTI-SLIP/ANTI-SLIP EXTRA



3088 Clear
Half-matt (R9)
slip-resistant



3089 Clear
Satin (R9)
extra slip-resistant



For especially fast drying properties: Osmo hardening additives!
(6631 for Osmo Oil Stain, 6632 for Osmo Polyx®-Oil Rapid)

POLYX®-OIL RAPID

The renowned Osmo Polyx®-Oil as a fast drying version – for 2 coats within just one day!

- > Clear, for interior use
- > Especially recommended for solid wood and plankwood flooring, blockstrip, OSB and cork flooring
- > Polyx®-Oil Rapid retains the natural character of wood whilst increasing the durability, it is water and dirt-repellent, and extremely hardwearing.
- > Number of coats: 2 coats on raw wood. For renovation, normally 1 thin coat applied to a clean and dry surface suffices – no sanding necessary!
- > Can sizes: 0.375l; 0.75l; 2.50l; 10 l; 25l
- > 1 litre covers approx. 24m² with 1 coat.



Apply with:



3240 White*
transparent



3232 Clear Satin



3262 Clear Matt

*For Polyx®-Oil Rapid White transparent 3240, we recommend a final top coat with a clear Polyx®-Oil.



POLYX®-OIL 2K PURE

The tried and trusted Polyx®-Oil as a 2-component oil free of solvents and water!

- > Clear, satin, for the interior
- > Highly recommended for parquet and wood flooring, e.g. solid wood and plankwood flooring and blockstrip
- > Solely for mechanical processing, dries especially fast
- > Microporous surface is hardwearing and resistant to dirt and moisture
- > Can sizes: 1.0l
- > 1 litre covers approx. 40-50m² with one coat.



Apply with:



6125 Clear on Spruce



POLYX®-OIL EFFECT NATURAL

Especially suited to light-coloured, local wood species for flooring – for a wood surface without the „permenant wet effect“!

- > Transparent, satin, for the interior
- > Highly recommended for solid wood floors, blockstrip, plank-wood, OSB and cork flooring; also suitable for furniture and edge-glued panels
- > Polyx®-Oil Effect Natural retains the natural character of wooden surfaces whilst increasing its durability, it is water and dirt-repellent and extremely hard-wearing.
- > Number of coats: treat floors maximal 1x with Polyx®-Oil Effect Natural. 2nd coat is to be carried out with a clear Osmo Polyx®-Oil.
- > Can sizes: 0.75l; 2.5l; 25l
- > 1 litre covers approx. 30m² with 1 coat.



Apply with:



3041 Natural on Oak

Only suitable for light-coloured, local wood species!



POLYX®-OIL TINTS

All the renowned properties of Polyx®-Oil – tinted for individual creativity!

- > Transparent, satin, for the interior
- > Highly recommended for solid wood, plankwood, OSB and cork flooring and blockstrip as well as furniture and edge-glued panels
- > Polyx®-Oil Tints results in a glazed coloured wood surface whilst increasing its durability, it is water and dirt-repellent, and extremely hard-wearing.
- > Number of coats: for a glazed optic, apply thinly along the wood grain and brush out thoroughly. Maximum two coats can be applied to raw surfaces. Only 1 coat for untreated wood. Only one coloured coating on floors. After drying apply a final top coat of a clear Osmo Polyx®-Oil.
- > Can sizes: 0.75l; 2.50l; 10l; 25l
- > 1 liter covers approx. 30m² with 1 coat.



Apply with:



3040 White on Oak



3067 Light Grey on Oak



3071 Honey on Oak



3072 Amber on Oak



3073 Terra on Oak



3074 Graphite on Oak



3075 Black on Oak



POLYX®-OIL EFFECT SILVER/GOLD

Especially made for dark wood species – for an effective surface design!

- > Transparent, satin, for the interior
- > Highly recommended for solid wood floors, blockstrip, plank-wood, OSB and cork flooring; also suitable for furniture and edge-glued panels
- > Polyx®-Oil Effect Silver/Gold gives shimmering gloss effect to wood surfaces.
- > Number of coats: treat floors with maximal 1x Polyx®-Oil Effect Silver/Gold. 2nd coat is to be carried out with a clear Osmo Polyx®-Oil.
- > Can sizes: 0.75l; 2.50l
- > 1 litre covers approx. 30 m² with 1 coat.



Apply with:



3091 Silver on Smoked Oak



3092 Gold on Smoked Oak

Optimal for dark wood species like Smoked Oak or Wenge, as well as dark finished wood surfaces.



TRANSPARENT OR INTENSIVE –
THE CHOICE IS YOURS!


OIL STAIN

Especially for colouring wood flooring professionally – seamlessly and individually!


- > Transparent or intensively coloured, for the interior
- > Highly recommended for solid wood and plankwood floorings, blockstrip, OSB, also well-suited for furniture and edge-glued panels
- > Oil Stain enables individual colour designs on wood surfaces and results in a diffusion-open and microporous surface.
- > For a glazed optic, apply one time; more intensive colouring can be achieved by applying a second coat.
- > For long-lasting protection, a final top coat of a clear Osmo Polyx®-Oil is recommended.
- > Can sizes: 0.75l; 2.50l
- > 1 liter covers approx. 24-48 m² with 1 coat.



Apply with:



H-3501 White
transparent/intensive




H-3512 Silver-Grey
transparent/intensive



H-3514 Graphite
transparent/intensive



3516 Jatoba
transparent/intensive



H-3518 Light Grey
transparent/intensive



3519 Natural
transparent



3541 Havanna
transparent/intensive



3543 Cognac
transparent/intensive



H-3564 Tobacco
transparent/intensive



H-3590 Black
transparent/intensive



Safe for humans,
animals and plants
(when dry)



Suitable for
children's toys

According to DIN EN 71.3: fast to perspiration and saliva

ALWAYS APPLY A COLOUR TONE THAT
MATCHES THE NATURAL COLOUR TONE
OF THE WOOD OR A DARKER TONE!

WOOD WAX FINISH, TRANSPARENT TONES

Transparent and intensively coloured designs – the all-round talent for interior wood!

- > Transparent or intensive, satin or matt, for the interior
- > Highly recommended for furniture and children's toys, flooring*, walls, ceilings, doors, mouldings, beams and edge-glued panels
- > Wood Wax Finish results in a water and dirt-resistant surface. It is wipe-proof and stain-resistant.
- > Number of coats: for a transparent finish, one coat, for an intensively coloured surface, apply two coats.
- > Can sizes: 0.125l; 0.375l; 0.75l; 2.50l; 25l
- > 1 litre covers approx. 24 m² with one coat.



Apply with:



3101 Clear on Spruce



3102 Lightly Steamed Beech on Spruce



3103 Light Oak on Spruce



3111 White on Spruce



3118 Granite Grey on Spruce



3119 Silk Grey on Spruce



3123 Pine on Spruce



3136 Birch on Spruce



3137 Cherry on Spruce



3138 Mahogany on Spruce



3143 Cognac on Spruce



3161 Ebony on Spruce



3164 Oak on Spruce



3166 Walnut on Spruce



3168 Oak antique on Spruce

*for flooring, a final top coat with Polyx®-Oil is recommended.



INTENSIVE COLOUR TONES FOR
SPECIAL ACCENTS!

WOOD WAX FINISH, INTENSIVE TONES


- > As colouring primer for wooden flooring, apply only one coat. Once completely dried, apply the final top coat with clear Polyx®-Oil Original.
- > All Wood Wax Finishes can be mixed with each other or with the clear Polyx®-Oil Original.
- > Use directly or as the basis for creative colour tones. Mixing ideas can be found from page 32.



Apply with:



1 coat = transparent finish



2 coats = intensive finish



3104 Red on Spruce



3105 Yellow on Spruce




3125 Blue on Spruce




3131 Green on Spruce



3132 Grey Beige on Spruce



3169 Black on Spruce



3172 Silk on Spruce



3181 Pebble on Spruce



3186 White matt on Spruce



3188 Snow on Spruce

Intensive Tones are not available in all can sizes



**FAST
DRYING**

INTERIOR WAX

New Osmo finishing system – ideal for finishing or renovating interior wood panelling!

- > Transparent or opaque, satin, for the interior
- > Highly recommended for furniture and children's toys, walls, ceilings, doors, beams and edge-glued panels
- > Interior Wax is dirt-resistant, water-repellent and hard-wearing, and results in a surface that is pleasant to touch.
- > Quick drying – 2 coats in one day
- > Number of coats: 2 coats on raw wood. For renovation, normally 1 coat applied to a clean and dry surface suffices – no sanding required!
- > Can sizes: 0.75l; 2.50l
- > 1 litre covers approx. 16m² with 1 coat.



Apply with:



7393 White
Transparent



7394 White
Opaque



UVIWAX® UV-PROTECTION

Satin wood finish with UV protection for the interior!

- > Clear or transparent, satin, for the interior
- > Highly recommend as a stand-alone finish for wall and ceiling panelling, as well as cupboards and doors
- > Uviwax® UV-Protection significantly reduces the natural yellowing process, and the bright, natural colour of the wood is preserved for a long time.
- > Number of coats: 2 coats on the raw wood. For renovation, normally 1 coat applied to a clean and dry surface suffices.
- > Can sizes: 0.75l; 2.50l; 25l
- > 1 litre covers approx. 16m².



Apply with:



7200 Clear Satin



7266 White Spruce
Transparent



Foto: © Treppenmeister

SPRAY-WAX

High-quality oil-wax wood finish – especially developed for professionals!

- > Clear, transparent or opaque, matt, satin or semi-matt, for the interior
- > Highly recommended for stairs, furniture, work surfaces
- > Spray Wax is dirt-resistant, water-repellent, abrasion-resistant with a surface that is pleasant to the touch.
- > Number of coats: for untreated wood two coats, for renovation one coat suffices
- > Can sizes: 2.50l; 10l
- > 1 litre covers approx. 24 m² with one coat.



Apply with:



3009 Clear semi-matt Anti-Slip (R9)



3084 Clear matt



3085 Clear satin



3086 Clear gloss



3012 White opaque



3066 White transparent



WOOD WAX FINISH CLEAR EXTRA THIN

Especially for needs of tropical wood species with a lot of wood ingredients – for a low-maintenance surface!

- > Clear, satin, for interior use
- > Especially recommended for wood species with a lot wood ingredients, such as Merbau, Wenge, Jatoba etc.
- > Particularly deep-penetrating, retains the natural character of the wood. The surface is fully protected, becomes water-repellent and will be able to breathe.
- > Number of coats: 2 coats on raw wood. For renovation, normally 1 coat applied to a clean and dry surface suffices – no sanding required!
- > Can sizes: 0.75l; 2.50l; 25l
- > 1 litre covers approx. 24 m² with 1 coat.



Apply with:



1101 Clear
on merbau



TOPOIL

Oil-wax coating – created specifically for use on wooden furniture and (kitchen) worktops!

- > Clear or transparent, satin or matt, for the interior
- > Highly recommend for furniture and (kitchen) worktops made of wood
- > With TopOil, the wooden surface retains its natural matt finish and becomes resistant to common household stains and cleaning materials.
- > The surface is water-repellent and non-abrasive, saliva-resistant, sweatproof and food-safe, and is suitable for children's toys.
- > Number of coats: 2 coats on raw wood. For renovation, normally 1 coat applied to a clean and dry surface suffices – no need for sanding!
- > Can sizes: 0.5l
- > 1 litre covers approx. 24m² with 1 coat.



Apply with:



3028 Clear Satin




3058 Clear Matt



3061 Acacia



3068 Natural



WATER-
REPELLENT

WOOD PROTECTOR

Nonbiocidal wax impregnation – perfect for use in wet rooms!

- > Clear, for interior and exterior use
- > Highly recommended for rooms prone to dampness such as bathrooms and kitchens as well as outdoor sandboxes and playground equipment
- > Extremely water-repellent, contains no organic biocides
- > Number of coats: 1 coat is sufficient, a top coat from the Osmo product range must follow within 1 week of application.
- > Can sizes: 0.75l; 2.50l; 25l
- > 1 litre covers approx. 8,4 m² with 1 coat.



Apply with:



4006 Clear



LIFE IS TOO SHORT FOR
WRONG MAINTENANCE!

ONLY THE BEST FOR YOUR WOOD

Further information about our products can be obtained at your local dealer, in our brochure „Wood Finishing and Maintenance“ and on the Internet under www.osmo.com.



MAINTENANCE OIL

With Maintenance Oil, dull and matt floors are refreshed. By applying Maintenance Oil at the right time, time-consuming sanding and recoating works can be avoided.



3079 Clear matt



3081 Clear satin



3098 Clear semi-matt Anti-Slip (R9)



3440 White transparent



LIQUID WAX CLEANER

Clear or white transparent. For refreshing dull flooring. Cleans and regenerates at the same time, provides the wood with natural hard waxes.



INTENSIVE CLEANER

Highly effective, lightly alkline special cleaner for removing dirt. Ideal for intensively cleaning oiled-waxed surfaces before the actual surface treatment with Osmo wood finishes – without any sanding.



WASH AND CARE

Cleaning and maintaining concentrate for regular wet care. Especially developed for wooden flooring which was treated with Osmo Polyx®-Oils.



MAINTANCE KIT FOR FLOORS

The Maintenance Kit for Floors contains 1 litre Wash and Care, 0.4 litre Liquid Wax Cleaner Spray, 3 cloths and comprehensive maintenance instructions for your wooden flooring.



BRUSH CLEANER AND THINNER

For cleaning work tools after applying Osmo wood finishes, oil or resin-based finishes. Clean brushes quickly and easily!



WOOD FILLER

Perfect for evening out small cracks and joints in wood. Available in the colour tones: White, Beech, Spruce, Mahogany and Oak.

WOOD PUTTY

To fill small joints (< 2mm) and small damages (e.g. screw holes) in wooden flooring and parquet. Universal application for all wood species.



EASY CLEAN

For quick hand cleansing and care. Removes oil and wax as well as bitumen, tar, ink and glue effortlessly. No need to rinse with water.



OPTI-SET

For maintaining wooden, plastic, tiled and stone flooring. Contains mop with telescopic handle, Dust-Mop, Micro-Mop Plush and Active Fibre Cloth.



SPRAY-MOP

With this innovative cleaning system, the cleaner (Spray-Fix) is sprayed from a refillable cartridge on the handle directly onto the wooden floor. With machine-washable Active Fibre Mop.



NATURAL BRISTLE BRUSH

Available in the widths 25, 50, 60 and 100 mm. Suitable for the processing of all oil-based finishes from Osmo.



BRISTLE BRUSH AQUA

Available in the widths: 60 and 80 mm. Suitable for the processing of all water-based finishes from Osmo.



ROLLER AND BRUSH SET

Roller tray with ridged area, disposable tray inserts (3 pieces), Microfibre roller (100 mm wide), roller frame, Natural Bristle Brush (60 mm).



FLOOR ROLLER SET

For processing Polyx®-Oils manually. Contains a microfibre roller and a reusable tray with disposable tray inserts.



FLOOR BRUSH WITH HANDLE

Available in the widths: 150, 220 and 400 mm. Thanks to the ergonomic handle, it is suitable for manually applying Polyx®-Oils and Wood Wax Finishes as well as Decking-Oils.



TELESCOPIC HANDLE

High-quality aluminium SoftTouch Telescopic Handle. Adjustable from 110-220 cm.



FLOORXCENTER

User-friendly single disc machine for cleaning, refreshing, maintaining and colouring oiled flooring. Ideal for large areas and for maintaining your wooden flooring mechanically.



DECKING AND FLOORING CLEANING MACHINE

Suitable for the interior and exterior. Loosens and removes dirt in one clean work step. Ask your authorised dealer!




BE CREATIVE – MIX YOUR OWN
COLOUR TONES EASILY!

WOOD WAX FINISH – MIXED COLOUR TONES




Wood Wax Finish 3111 White | coated 1x



Wood Wax Finish 3188 | coated 2x




3111 : 3138 | 10 : 1



3188 : 3169 | 10 : 1




3111 : 3138 | 3 : 1



3188 : 3169 | 3 : 1



3111 : 3138 | 1 : 1



3188 : 3169 | 1 : 1



3111 : 3138 | 1 : 3



3188 : 3169 | 2101 White | 3



3111 : 3138 | 1 : 10



3188 : 3169 | 2101 | 1 : 10



Wood Wax Finish 3138 Mahogany



Wood Wax Finish 3169 Black

Tip: Remember the mixing ratio so that the exact colour tone can be re-applied during renovation works.



IT IS WORTH IT TO COMPARE!

ONE SYSTEM COMBINING ALL ADVANTAGES



OIL AND WAX-BASED FINISHING SYSTEMS

- > Protects the wood from within
- > Does not form a film
- > Forms a protective, microporous surface

ADVANTAGES

- > The finish penetrates wood and protects the surface
- > Provides a “permanent wet effect”
- > Partial renovations can be carried out easily
- > Does not crack, flake, peel or blister
- > Great liquid resistance
- > Easy maintenance

OTHER SYSTEMS IN COMPARISON



TRADITIONAL OIL-BASED FINISHING SYSTEMS

- > Protects the wood from within
- > Does not form a film
- > Does not form a protective surface



LACQUERS AND WATER-BASED FINISHING SYSTEMS

- > Protects the wood from the outside
- > Forms a film
- > Forms a thick layer

ADVANTAGES OF OIL-BASED FINISHING SYSTEMS

- > The oil penetrates wood deeply and networks with it
- > Provides a “permanent wet effect”
- > Partial renovations can be carried out easily
- > Does not crack, flake, blister or peel

ADVANTAGES OF WATER-BASED FINISHES

- > Wood finish forms a film/ layer on the top of the wood surface
- > Good liquid resistance
- > Protects against abrasion
- > Easy maintenance

DISADVANTAGES OF OIL-BASED FINISHING SYSTEMS

- > Insufficient liquid resistance
- > Time-consuming maintenance

DISADVANTAGES OF WATER-BASED FINISHES

- > Renovation is only possible after sanding
- > The surface cannot be partially renovated
- > Cracks, flakes, blisters or peels